

Product Series Code	GDLW	Brand	GOTREND
File Version	GDLW-V1R7	Editor	Teddy
Established Date	2009.07.08	Description	Chip Common Mode Choke Coil
Latest Edit Date	2015.07.03	Pages	Page : 2

Features & Application:

- * Chip Common Mode Choke Coil
- * Fit for power line & signal line circuit
- * To help you go pass the CE/FCC standard.
- * Mobile Device / Handheld Device / LowProfile Device / Panel...

Part No Example:

GDLW 0504 P - 200 N

 1 2 3 4 5

1. GDLW : GOTREND Series
2. 0504 : L 5.0mm X W 5.0mm X H 4.0mm
3. P : Pb free<1000ppm
4. 200 : Impedance [ohm] @10MHz = 20 ohm
5. N : Tolerance N = min.

Test Equipment :

- * HP4284A , HP42841A - IDC , RDC
- * HP4287A - Impedance
- * HP8753E - HP8753D Network Analyzer - Insulation Resistance

Standard Atmospheric Conditions:

Ambient Temp:20+/-15°C

Relative Humidity:65+/-20%

If there may be any doubt on the result, measurement shall be made within the following limits:

Ambient Temp:25+/-5°C

Relative Humidity:75+/-10%

Operating & Storage Condition:

OPERATING TEMP:-40~+125°C

STORAGE TEMP:-40~+125°C


STORAGE LIFE TIME: 12 MONTH @25°C , RH 65%

Attention & Caution:

Please avoid following matters:

- * Splashing water or salt water
- * Toxic Gas (Hydrogen sulfide, Sulfurous acid, Chlorine, Ammonia)
- * Vibrations or shocks which exceed the specified condition
- * Dew condenses
- * Please be careful for the stress to this product by board flexure or something after the mounting.

Product Structure

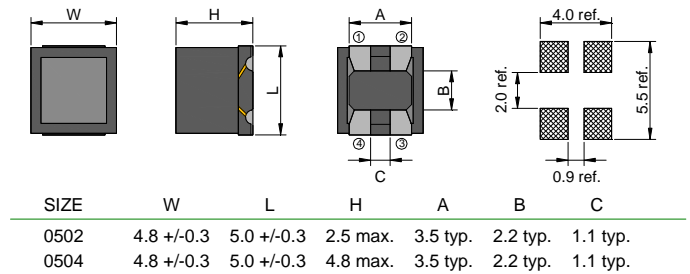


2005 RoHS Compliant - SGS Certified Result

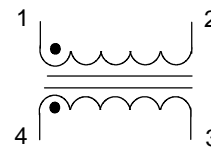
鉛 Pb	鎘 Cd	汞 Hg	六價鉻 Cr+6	溴化聯苯 PBB	溴化聯苯 醌PBDE
<1000ppm	ND	ND	ND	ND	ND

DIMENSION : [mm]

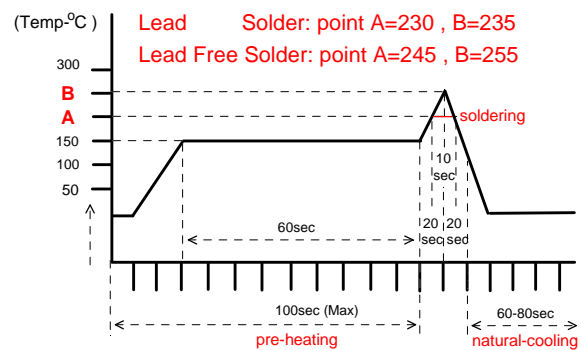
Recommend Pad Layout [mm]




SCHEMATIC:



Recommend Reflow Curve (TIME:Second)




Notice: Iron Soldering: 3 Seconds Max. @260 °C



Product Series Code	GDLW	Brand	GOTREND
File Version	GDLW-V1R7	Editor	Teddy
Established Date	2009.07.08	Description	Chip Common Mode Choke Coil
Latest Edit Date	2015.07.03	Pages	Page : 3


Rating

Part No.	Impedance (Ohm) @10MHz	Impedance (Ohm) @100MHz	Rated Voltage V [DC]	Withstanding Voltage V [DC]	Rated Current [A]	DCR [Ohm]	Insulation Resistance (M Ohm)
GDLW0502P - 100N	10 min.	100 typ.	50	125	6.0	0.009 +/-40%	10.0 min.
GDLW0502P - 200N	20 min.	250 typ.	50	125	5.0	0.014 +/-40%	10.0 min.
GDLW0502P - 300N	30 min.	500 typ.	50	125	4.0	0.019 +/-40%	10.0 min.
GDLW0502P - 600N	60 min.	1000 typ.	50	125	2.0	0.024 +/-40%	10.0 min.
GDLW0502P - 101N	100 min.	1400 typ.	50	125	1.5	0.040 +/-40%	10.0 min.
GDLW0502P - 600NS	60 min.	1000 typ.	50	125	2.0	0.024 +/-40%	10.0 min.
GDLW0504P - 200N	20 min.	250 typ.	50	125	5.0	0.014 +/-40%	10.0 min.
GDLW0504P - 600NS	60 min.	1000 typ.	50	125	4.5	0.016 +/-40%	10.0 min.

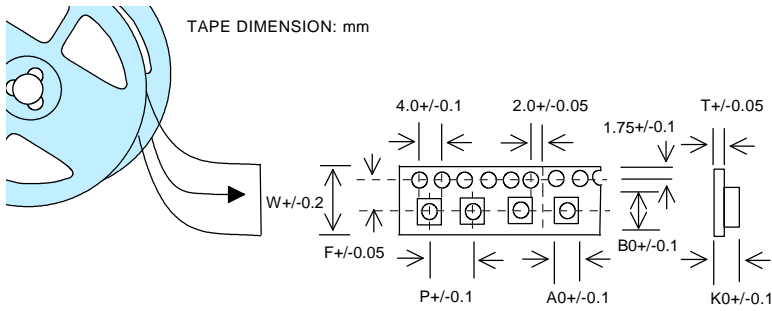


Product Series Code	GDLW	Brand	GOTREND
File Version	GDLW-V1R7	Editor	Teddy
Established Date	2009.07.08	Description	Chip Common Mode Choke Coil
Latest Edit Date	2015.07.03	Pages	Page : 4

NO	ITEM	TEST CONDITIONS	Sample Qty/pcs	Spec	Result																
1	Dimension 本體相關呎吋	Actual Size ...	10	Meet Spec	ok																
2	Thermal Shock (Temperature Cycle) 溫度循環試驗	Temperature:-40 ° C/ +125 ° C kept stabilized for 30 minutes each Cycle: 100 Cycles(power off)	10	Elec. no variation Appearance no deformation	ok																
3	Humidity Resistance 耐濕試驗	Humidity: 90%~ 95% RH Temperature: 40± 2 ° C Test Time: 120± 2 Hours	10	Elec. no variation Appearance no deformation	ok																
4	High Temperature 耐熱試驗	Temperature: 125± 2 ° C Humidity: 20% Testing Time: 120± 2 Hours	10	Elec. no variation Appearance no deformation	ok																
5	Low Temperature 耐寒試驗	Temperature: -40 ± 2 ° C Time: 120± 2 Hours	10	Elec. no variation Appearance	ok																
6	Temperature and Humidity Cycle 溫/濕度循環試驗	<table border="1"> <thead> <tr> <th>Step</th> <th>Temp</th> <th>Humidity</th> <th>Time</th> </tr> </thead> <tbody> <tr> <td>1</td> <td>25 ± 2 ° C</td> <td>95~100%RH</td> <td>3.0Hr</td> </tr> <tr> <td>2</td> <td>55 ± 2 ° C</td> <td>95~ 96%RH</td> <td>9.5Hr</td> </tr> <tr> <td>3</td> <td>25 ± 2 ° C</td> <td>95~100%RH</td> <td>9.5Hr</td> </tr> </tbody> </table>	Step	Temp	Humidity	Time	1	25 ± 2 ° C	95~100%RH	3.0Hr	2	55 ± 2 ° C	95~ 96%RH	9.5Hr	3	25 ± 2 ° C	95~100%RH	9.5Hr	10	Elec. no variation Appearance no deformation	ok
Step	Temp	Humidity	Time																		
1	25 ± 2 ° C	95~100%RH	3.0Hr																		
2	55 ± 2 ° C	95~ 96%RH	9.5Hr																		
3	25 ± 2 ° C	95~100%RH	9.5Hr																		
7	Vibration 振動性試驗	Frequency: 10Hz~55Hz Amplitude: 1.5mm Direction: X,Y,Z Time: 2 Hours each	10	Elec. no variation Appearance no deformation	ok																
8	Dipping Verification 吃錫性試驗	Temp Control Solder @ Temp 230± 5 ° C / 3 Sec 吃錫面積必須 > 75%	10	Elec. no variation Appearance no deformation	ok																
9	IR Reflow Soldering 焊錫性試驗	Go through real SMT IR-Reflow.... Solder Temp.: 230± 5 ° C Time: 90 Sec. Cycles: x 1	10	Elec. no variation Appearance no deformation	ok																
10	Soldering Heat Resistance 耐熱 焊性試驗	Preheat: 120 ~ 150 ° C (6 sec) Solder:H63A(eutectic solder) Solder Temp.: 260 ± 5 ° C Flux: Rosin Dip time: 10 ± 1 seconds	10	Elec. no variation Appearance no deformation	ok																
11	Bending Strength 折斷力試驗		10	Elec. no variation Appearance no deformation	ok																
12	Flexure Strength 彎曲試驗		10	Elec. no variation Appearance no deformation	ok																
13	Terminal Strength 推/ 拉力試驗		10	After solder between copper plate and terminals of coil, push in two directions Of X,Y with 2.0kg must no crack	ok																
14	High-Voltage 高壓電擊試驗	100 V DC between core & winding	10	Elec. no variation Appearance no deformation	ok																
15	ORT:on going reliability test 負載電氣試驗	Elec loading & spec test... base on Spec for approval	10	Elec. no variation Appearance no deformation	ok																



Product Series Code	GDLW	Brand	GOTREND
File Version	GDLW-V1R7	Editor	Teddy
Established Date	2009.07.08	Description	Chip Common Mode Choke Coil
Latest Edit Date	2015.07.03	Pages	Page : 5



End the Tape : Min. 30 cm Blank Tape
 Start the Tape : Min. 30cm Blank Tape

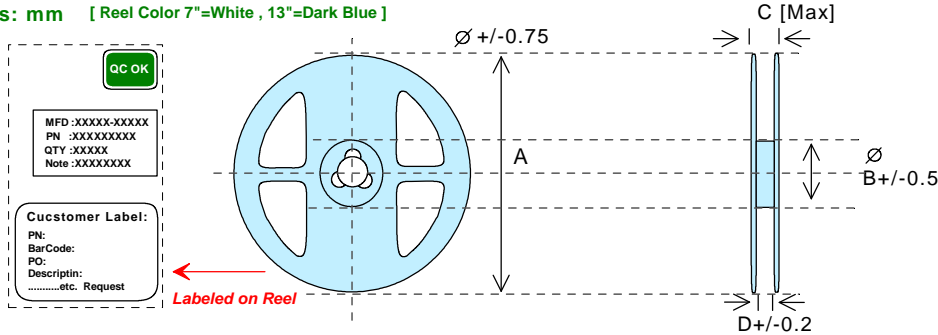
PEEL STRENGTH OF COVER TAPE
 STRENGTH : 10-13 g

VELOCITY : 300mm/min.

ANGLE : 165-180° FROM THE TAPE ADHESIVE FACE

SIZE/mm	W	A0	B	P	F	T	K0
0502	12.00	5.40	5.40	8.00	5.50	0.35	2.60
0504	12.00	5.40	5.40	8.00	5.50	0.35	4.90

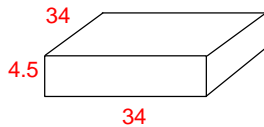
Reel Dimensions: mm [Reel Color 7"=White , 13"=Dark Blue]



SIZE / mm	A	B	C	D	REEL SIZE	QTY/REEL
0502	330	100	16.9	12.5	13"	2.5K
0504	330	100	16.9	12.5	13"	1.5K

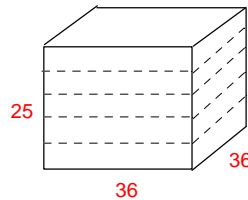
BOX Package:cm

2 Reel in



Inner Small Box

5 Inner Small Box in



Outer Large Box